

GE Energy

Masoneilan* Products

SVI* II AP

Advanced Performance
Digital Valve Positioner



imagination at work

Non-Contact Position Sensing Technology

The GE Energy SVI* II AP (Smart Valve Interface, Advanced Performance) is a 32 bit microprocessor digital valve positioner with a local interface that controls a pneumatic actuator using a two-wire 4-20mA control signal. The instrument offers bi-directional communication using the HART* protocol. Its universal design offers ease of retrofit in place of existing analog positioners on Masoneilan* or non-Masoneilan pneumatic actuators, either single-acting or double-acting.

Control

- **Non-Contact Position Feedback**

The field-proven, non-contact sensor has no mechanical moving parts, resulting in a potentially long life-cycle and simplifying the mounting procedure. The design is compliant up to SIL2 per IEC61508.

- **Designed to Survive**

With no moving parts, encapsulated electronics, stainless steel wetted components, positively pressured compartments, and a metal housing, the field-proven GE Energy SVI II AP positioner is capable of handling tough environments and resisting the effects of vibration, temperature, and corrosion.

Dynamic Performance

- **Accuracy**

The high resolution non-contact sensor, capable of measuring movements of 0.00015 percent, combined with the proven control algorithm, offers positioning performance yielding extreme flow control.

- **Responsiveness**

The two-stage pneumatic system has a large flow capacity (C_v) for fast filling and purging of the actuator. This technology, combined with the advanced positioning algorithm, offers fast and accurate positioning to small or large setpoint changes in order to enhance process control.



Easy, Simple, Accurate

User Friendliness

- **Simplified Maintenance**

GE Energy has configured the SVI II AP positioner with modularity in mind to simplify the task of replacing components. The circuit board, LCD, I/P, and pneumatic relay can be replaced in minutes.

- **Increase Safety**

The SVI II AP positioner is capable of remote access using the HART protocol or with the use of the Masoneilan VECTOR, a wireless HART adaptor. But in the case where local intervention is necessary, the external explosion-resistant display allows for calibration and diagnosing operations without exposing wires to a potentially explosive environment.

- **Quick & Accurate Commissioning**

The built-in auto-stop function accurately and repetitively sets the zero and span of the control valve while the built-in auto-tuning function sets the valve positioning parameters. The result is systematic and enhanced dynamic performance on any control valve.

- **Local Display with Pushbuttons**

The optional explosion-resistant display is a user friendly interface for SVI II AP positioner setup and calibration and monitoring operations and alarms. The LCD assembly can be retrofitted in the field.

Versatile

- **One Design Fits Many Applications**

The instrument is capable of handling linear and rotary applications, either valve mounted or remotely mounted. In addition, the product's label encompasses explosion resistant and intrinsically safe applications with FM, CSA, ATEX, and IEC approvals. The net effect is a reduction in inventory cost to support the processing plant.

- **Integrated**

The GE Energy SVI II AP positioner supports eDDL, DTM, and system specific technology for integration with most asset management software programs and control systems. Such integration offers ease of commissioning and equipment diagnosis before impacting process control. As a result, the plant can be operational in less time with greater availability.

- **Low Voltage**

The patented loop-powered circuitry requires 9 Vdc at 20 mA allowing compatibility with existing controllers and existing electrical barriers. Such low voltage requirements allow the plant to improve its existing infrastructure when migrating to digital valve positioners.

- **Position Transmitter**

The loop-powered position transmitter is built-in with the use of solid state electronics without requiring external accessories or HART to analog converters.

- **Discrete Outputs**

The GE Energy SVI II AP positioner is equipped with two configurable solid state switches capable of handling 24 Vdc up to 1 A. These switches are low-maintenance and reduce the need for external accessories.



Proven Technology

Housing

The GE Energy SVI II AP positioner housing is offered in aluminum or stainless steel. The aluminum version is chromated and has less than 0.5 percent copper content to resist harsh environments while the stainless steel version is made of solid 316L material for corrosive atmospheres. Furthermore, the electronic compartment is positively pressured to reduce external moisture ingress and condensation. The installation is accomplished via four external bolt holes. The design supports mounting and dismantling without exposing the wiring compartment to the atmosphere.

Magnetic Interference Protection

The housing has a built-in feature that protects the magnet array against debris. In addition, this protective feature shields the magnetic field from electromagnetic interferences.



I/P

The heavy-duty I/P with stainless steel wetted parts has a static coil surrounding the nozzle. As it receives an electrical signal from the electronic circuit, the static coil magnetizes the nozzle attracting the flapper towards the nozzle resulting in a pneumatic signal that actuates the relay. The I/P is built with a flow regulator to sustain a steady output against air supply disturbances.



LCD and Pushbuttons

The optional cover with external LCD and pushbuttons is explosion resistant for accessibility to the buttons in a hazardous area without the need for a hot work permit. Sophisticated circuitry detects the mechanical activation of a button, providing protection against false inputs.



Pneumatic Volume Amplifier or Relay

The pneumatic relay consists of a floating poppet valve assembly that modulates using the pneumatic signal from the built-in I/P. The poppet valve allows the incoming air supply to feed the actuator chamber or to vent the actuator chamber to the atmosphere. The large air flow passages offer fast response and operate against airborne contaminants without possible Joules-Thomson effect (ice formation).



Magnetic Coupling

The position of the valve is sensed with the use of two rare earth (permanent) magnets diametrically opposing each other. This type of magnet can maintain its strength and keeps its magnetic properties for many decades. The orientation of the strong magnetic field is detected through the wall of the housing by a Hall effect sensor located on the circuit board. This technology combined with a protective feature for the magnetic field and the magnets on the housing offers accurate positioning.



Circuit Board

The electronic circuit of the GE Energy SVI II AP positioner is encapsulated in a silicone-based material and covered with anti-fungal coating to help survive in harsh environments. A series of heavy-duty, spring-loaded connectors offer wiring termination. Such military and aerospace connector technology resists the effects of cold flow (thermal contraction and expansion of the wire), vibration, and corrosion, resulting in a sustainable electrical connection.



Pressure Sensors

Five pressure sensors are built-in for online positioner and control valve diagnostics. These pressure sensors are factory calibrated and low-maintenance.

Versatile

The SVI II AP positioner is versatile and easy to implement by virtue of its universal design, dual-stage amplification system, and a sophisticated patented auto-tuning algorithm.

SVI II AP positioner on single acting control valve



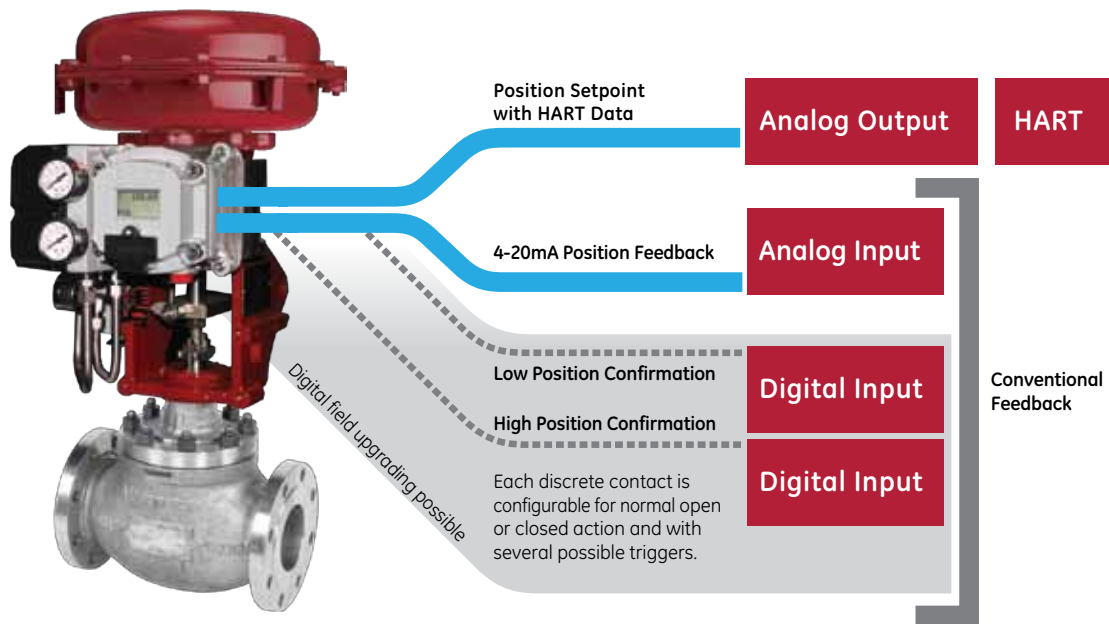
SVI II AP positioner on severe service valve



SVI II AP on steam conditioning valve



Electrical Implementation



Application Benefits

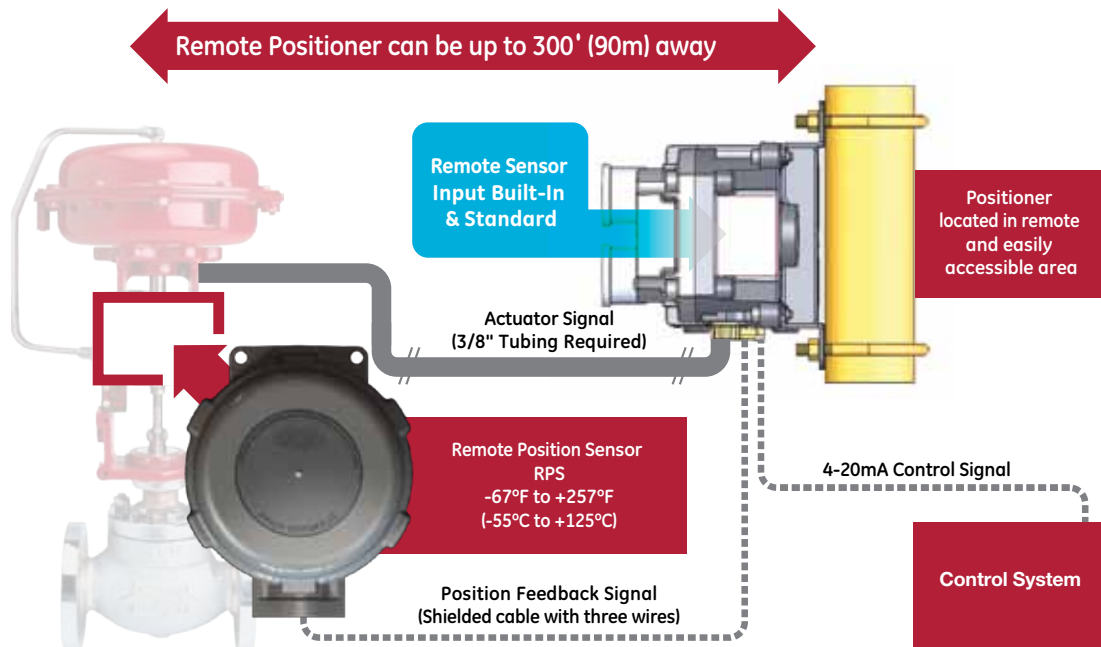
Remote Mount Application

Safety

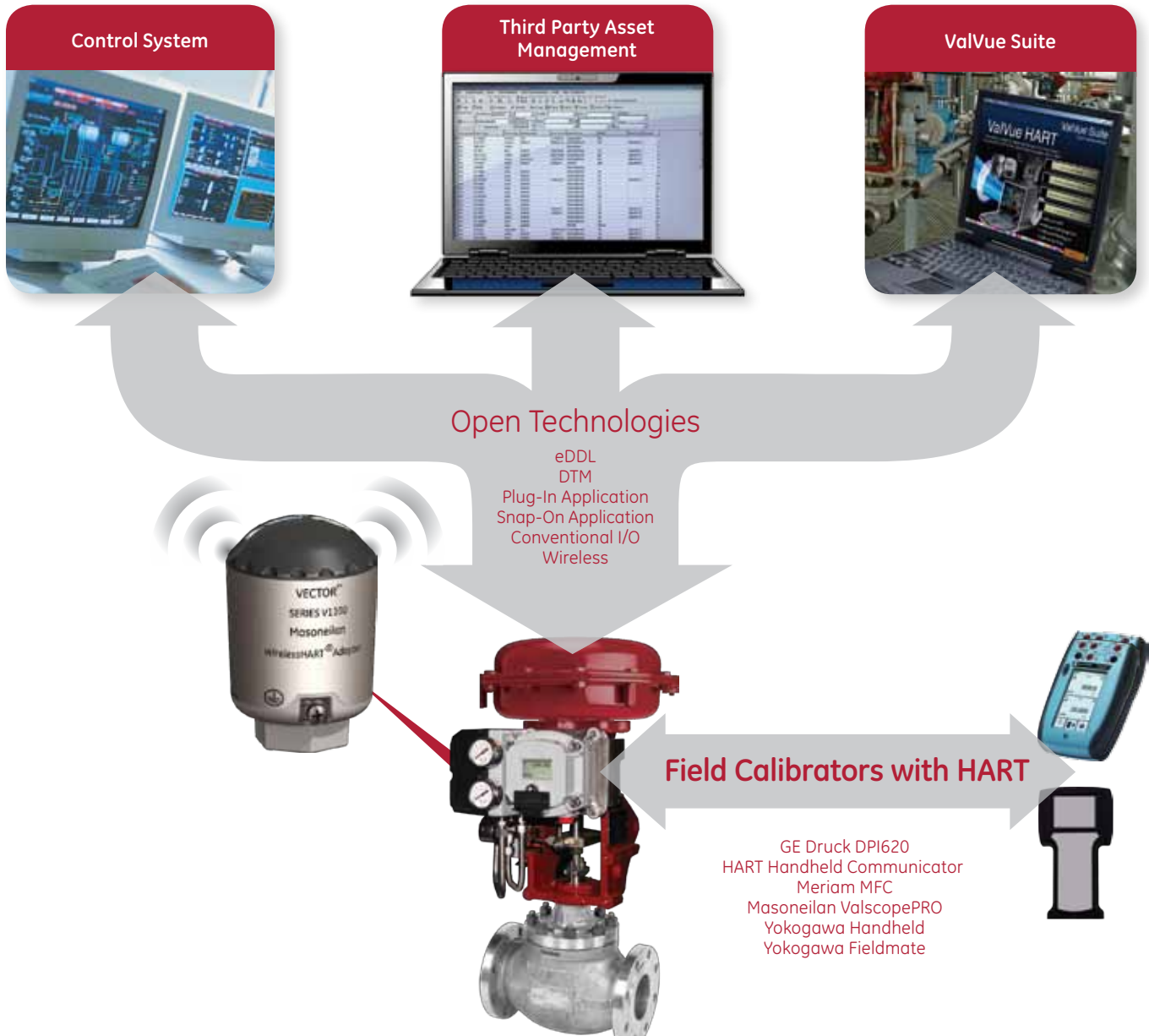
- Allows the positioner to help create a safe working zone for personnel where hazardous and unhealthy substances or radiation may be present
- Improves physical accessibility to the positioner for valves in hard-to-reach locations

Control

- Extends duration of elastomers when installed in temperatures near or above product's limit
- Increases robustness against harsh environments



Integration Flexibility



Open Technology

The SVI II AP can be integrated with a broad range of controllers, control systems, and software available in the industry.



Feature	Integration Benefit
Low compliance voltage (9Vdc at 20mA)	For legacy system, low impedance circuitry, and Masoneilan VECTOR (loop-powered wireless HART adaptor)
Built-In Analog and discrete signal	For non-HART systems and to meet specific industry requirements where digital communications is not approved
HART, wired or wireless compliant	Integration flexibility of position feedback, valve diagnostics, and device configuration
eDDL compliant	Interface that Integrates with eDDL hosts, software, portable calibrators
DTM compliant	Integrates with FDT capable hosts
System specific drivers and software	Valve diagnostic integration that eDDL or DTM technology cannot provide
Asset management compliant	Integrates with plant management software



Diagnostics

The GE Energy SVI II AP positioner offers three types of diagnostics — continuous, offline, and online.

The continuous diagnostics include self-monitoring of SVI II AP positioner operation, number of valve cycles, and distance traveled, hours of operation divided in three categories (time closed, near closed, and open) and a multitude of valve performance-related alarms.

The offline diagnostics allow for bench testing of the positioner and the control valve using a variety of tests built into the firmware and within ValVue* software. Such tests do override the incoming control signal and are to be performed on the bench or with the valve bypassed. A useful test is the high resolution Extended Actuator Signature because it quantifies the friction, the spring initial and final, and the seating profile.

The online diagnostics are performed during normal operation while the positioner is under control. Such diagnostics are non-intrusive for the operation of the control valve and offer a wealth of information as to the performance of the SVI II AP positioner and the control valve. The SVI II AP firmware continuously monitors key performance indicators and can provide alarms using HART or the built-in solid-state switches. When combined with ValVue OVD, the SVI II AP positioner offers a more comprehensive set of key performance indicators (KPIs) during normal operation.

Continuous Diagnostics

- Cycles (valve reversals)
- Positioner and valve alerts
- Travel (distance traveled)
- Hours of operation
 - Time closed
 - Time near closed
 - Time open

Offline Diagnostics

- Single or multiple-step response (position vs. time)
- Positioner signature (position vs. command signal)
- Valve / Actuator signature (actuator pressure vs. travel)

Online Diagnostics

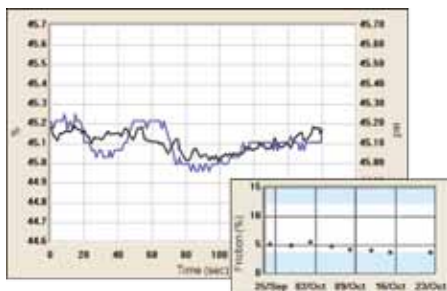
- Valve position, input signal, supply pressure, actuator pressure, I/P pressure
- Pneumatic system performance
- Circuit board health
- Device temperature (actual, high, low)
- Valve performance—requires ValVue OVD (online valve diagnostics)
- Friction (requires ValVue OVD)

Valve Signatures

ONLINE Valve Signatures

When coupled with ValVue OVD, valve performance monitoring becomes possible while the process is running. ValVue OVD is a software-based technology for monitoring and diagnosing the performance of any control valve during normal process

operations. This solution for final control elements assists in improving plant integrity, plant efficiencies, and plant uptime, which may result in reduced operating expenditures and increased plant profitability.



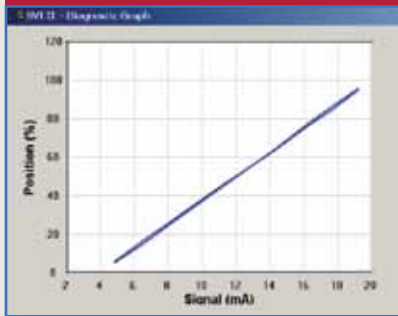
Requires as little as 0.20 percent setpoint variation to measure the control valve KPI's

Key Performance Indicator	SV II AP SD	Model AD
Response Time	X	X
Setpoint Offset	X	X
Setpoint Error	X	X
Position Overshoot	X	X
Oscillation Frequency	X	X
Lag	X	X
Valve Friction		X
Spring Initial		X
Spring Final		X
Spring Rate		X

OFFLINE Valve Signatures

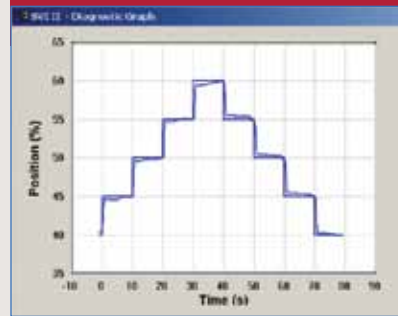
Standard Diagnostics

Positioner Signature



- Hysterisis
- Deadband
- Position Accuracy

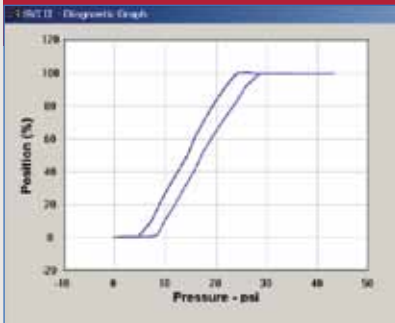
Step Test Signature



- Response Speed
- Hysterisis
- Deadband
- Overshoot
- Resolution

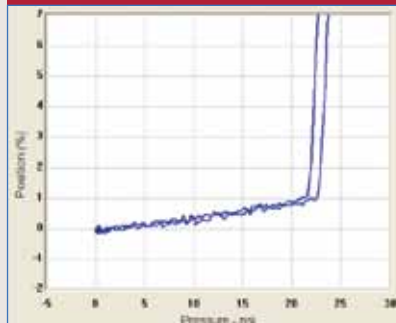
Advanced Diagnostics

Full Valve Signature



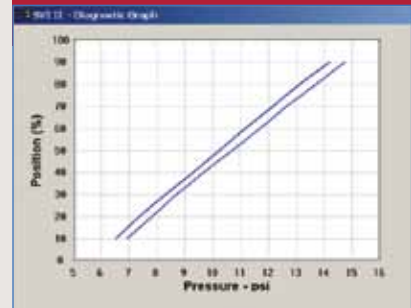
- Valve / Actuator Friction
- Spring Range and Calibration
- Actuator Pressure
- Seating Analysis
- High Resolution

Seating Analysis



- Unseating and Seating
- Plug and Seat Contact
- Seat Load

Valve Signature



- Valve / Actuator Friction
- Spring Range and Calibration
- Response Time
- Actuator Pressure
- Signature Stored In Memory

SVI II AP positioner can be field upgraded from SD to AD

Model	SD	AD
Positioner Signature	X	X
Step Test	X	X
Embedded Signature		X
Valve Signature		X
Seating Analysis		X



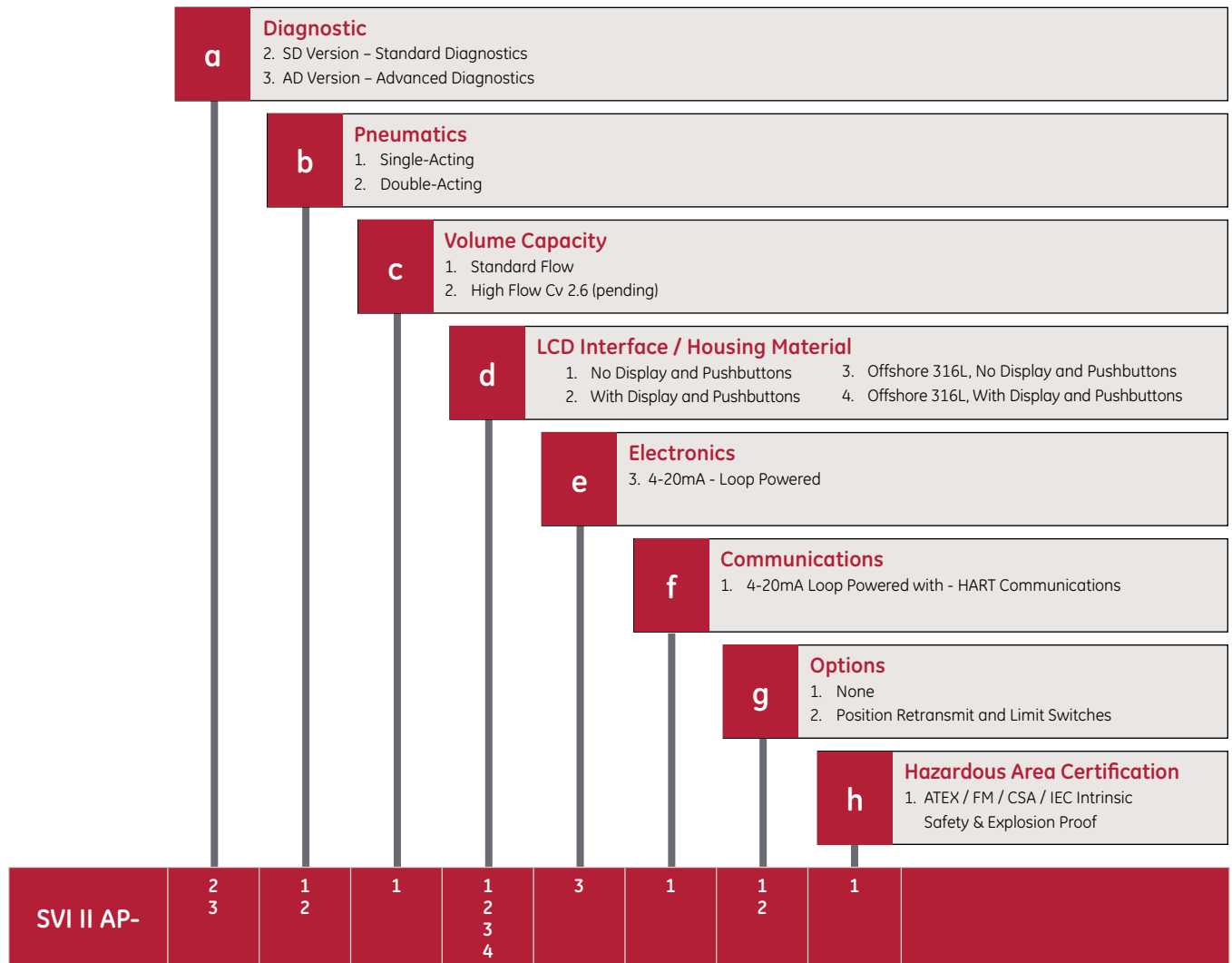
Features vs Model

CATEGORY	FEATURE	SVI II AP Version	
		SD	AD
Housing	Low Copper Aluminum (ASTM 360, < 0.5% Copper)	✓	✓
	Stainless Steel (316L)	○ ⁽¹⁾	○ ⁽¹⁾
	Dual 1/2 NPT Electrical Port	✓	✓
Sensors	Temperature: Circuit Board	✓	✓
	Position: Non-Contact, Hall sensor	✓	✓
	Pressure: Atmospheric	✓	✓
	Pressure: Supply Pressure	✓	✓
	Pressure: I/P Pressure	○	✓
	Pressure: Actuator P1 (Direct Port)	○	✓
	Pressure: Actuator P2 (Reverse Port, Double-Acting)	○	✓
Input / Outputs	Remote Position Sensor	✓	✓
	Programmable Solid State Switches	○	○
	4-20mA Position Retransmit Feedback	○	○
Positioning	Split Ranging (Minimum Span: 5mA)	✓	✓
	Valve Characterization	✓	✓
	Autostops (Zero & Span)	✓	✓
	Live Tuning ⁽²⁾	✓	✓
	Autotune	✓	✓
Field Upgradeable Diagnostics & Valve Signatures	Positioner Signature (Travel vs Setpoint)	✓	✓
	Multiple Step Test (Travel, Setpoint vs Time)	✓	✓
	Embedded Standard Signature		✓
	High Resolution Extended Valve Signature		✓
	Plug & Seat Profile Analysis		✓
Data Historian	Online Valve Diagnostics (with ValVue OVD)	✓	✓
	Cycle Counter	✓	✓
	Travel Accumulator	✓	✓
	Time Closed	✓	✓
	Time Near Closed	✓	✓
Alerts	Time Open	✓	✓
	Position Deviation	✓	✓
	Air Supply Low	✓	✓
	Device Integrity	✓	✓
Actuator Support	Calibration	✓	✓
	Single-Acting (S) Double-Acting (D)	S or D	S or D

○ = Optional and field upgrade capable using HART
 (1) Factory-ordered option only. Not field upgradeable.
 (2) Requires ValVue Software

Model Builder

Series Identification SVI II AP – abcdefgh



Specifications

Safety Compliance:

- SIL2 Self Compliance Per IEC61508 section 2-3

Diagnostics:

- Five Pressure Sensors
- Total Travel & Number of Cycles
- Valve Operations (time open/time closed/time near closed)
- Offline Control Valve Signatures with ValVue Suite or Advanced DTM
- Online Friction with ValVue OVD
- Field Upgradable Diagnostic Levels

Housing Material:

- Case / Cover: Aluminum ASTM 360 (std), 316L (optional)
- Paint⁽²⁾: Grey Polyurethane (category C4 per ISO 12944-2)

Input Power and Signal:

- Power Supply (taken from 4-20 mA)
- Required Terminal Voltage: 9 Vdc at 20 mA
- Minimum Current Signal: 3.2 mA

Optional Output Signals:

- Position Transmitter: 4-20 mA - Two Wire Loop-Powered with 10-24 Vdc Compliance Voltage
- Two Configurable Digital Contacts: 30 Vdc, 1A

Input Signals:

- Valve Setpoint: 4-20 mA, 450 Ohms Input Resistance
- Remote Position Sensor: 10 k Ohms

Communication:

- HART Revision 5 Protocol (HART 6 Pending)

Ambient Temperature Limits:

- -58 to 185° F (-50 to 85° C)

Ambient Humidity Limits:

- 10 to 95 percent RH Non-condensing

EMC Conformity Standards:

- EN 61000-4-2, 3, 5, 6, 8
- IEC 8014-2, -3, -4

Actuator Travel Range:

- Linear Motion: 0.25" (6.4 mm) to 6" – standard mounting
> 6" (50 mm) – extended mounting
- Rotary Motion: 18 to 140 degrees
- Travel Sensor Resolution: 0.0015 percent

Pneumatics:

Air or sweet natural gas – regulated and filtered

Air Supply Pressure:

- Single-Acting: 20 to 100 psi max (1.4 to 6.9 bar)
- Double-Acting: 20 to 150 psi max (1.4 to 10.3 bar)

Air Delivery and Air Consumption:

	Output Delivery	
Air Supply	Single-Acting	Double-Acting
30 psi (2.1 bar) supply	10.0 scfm (280 nl/m)	7.2 scfm (200 nl/m)
60 psi (4.2 bar) supply	16.6 scfm (470 nl/m)	12.8 scfm (360 nl/m)
90 psi (6.3 bar) supply	23.3 scfm (660 nl/m)	18.3 scfm (520 nl/m)
120 psi (8.4 bar) supply	34.6 scfm (980 nl/m)	23.8 scfm (675 nl/m)

	Air Consumption	
Air Supply	Single-Acting	Double-Acting
30 psi (2.1 bar) supply	0.212 scfm (6 l/m)	0.424 scfm (12 l/m)
60 psi (4.2 bar) supply	0.282 scfm (8 l/m)	0.565 scfm (16 l/m)
90 psi (6.3 bar) supply	0.424 scfm (12 l/m)	0.847 scfm (24 l/m)
120 psi (8.4 bar) supply	0.529 scfm (15 l/m)	1.06 scfm (30 l/m)

Materials:

- I/P Motor and Relay are constructed of composite polymers and stainless steel (300 and 400 series)

Control Valve Mounting System:

- Material:
 - 300 Series SST Standard
- Valve Type:
 - Linear or Rotary Motion Control Valve
 - Single- or Double-Acting Actuator⁽³⁾
- Optional Remote-Mount Position Sensor Kit:
 - Remote Position Sensor (RPS) Assembly
 - Cabling For Up To 30 Meters (100 Feet)
 - Two inch Pipe Mount Bracket

Certifications:

- FM, CSA, ATEX, JIS, INMETRO, KOSHA, GOST, IEC
- Explosion Proof, Intrinsically Safe, Flame Proof, nL
- Enclosure protection: NEMA 4X / IP66
- CE MARK

Performance⁽¹⁾ per ISA S75.13 / IEC61514

Accuracy	+/- 0.5 percent Full Span
Linearity	+/- 1 percent Full Scale
Hysteresis + DeadBand	+/- 0.3 percent Full Span
Repeatability	+/- 0.3 percent Full Span
Power-Up With Position Control	<150 ms
Power Interruption Without Causing Reset	<100 ms

(1) For linear characteristic.

(2) The stainless steel housing is not painted.

(3) Requires double-acting relay model.

Control | Performance | Intelligence



The GE Energy SVI II AP positioner with proven electronic and pneumatic technologies, combined with multiple sensors and smart software, offers high performance valve control with real-time diagnostics. The SVI II AP positioner is configured with a non-contact position sensor, a 32 bit ARM processor, a rugged I/P, and a poppet valve volume amplifier.



DIRECT SALES OFFICE LOCATIONS

BELGIUM

Phone: +32-2-344-0970
Fax: +32-2-344-1123

BRAZIL

Phone: +55-11-2146-3600
Fax: +55-11-2146-3610

CANADA

Ontario
Phone: +905-335-3529
Fax: +905-336-7628

CHINA

Phone: +86-10-8486-4515
Fax: +86-10-8486-5305

FRANCE

Courbevoie
Phone: +33-1-4904-9000
Fax: +33-1-4904-9010

GERMANY

Viersen
Phone: +49-2162-8170-0
Fax: +49-2162-8170-280

INDIA

Mumbai
Phone: +91-22-8354790
Fax: +91-22-8354791

New Delhi

Phone: +91-11-2-6164175
Fax: +91-11-5-1659635

ITALY

Phone: +39-081-7892-111
Fax: +39-081-7892-208

JAPAN

Chiba
Phone: +81-43-297-9222
Fax: +81-43-299-1115

KOREA

Phone: +82-2-2274-0748
Fax: +82-2-2274-0794

MALAYSIA

Phone: +60-3-2161-0322
Fax: +60-3-2163-6312

MEXICO

Phone: +52-5-310-9863
Fax: +52-5-310-5584

THE NETHERLANDS

Phone: +0031-15-3808666
Fax: +0031-18-1641438

RUSSIA

Veliky Novgorod
Phone: +7-8162-55-7898
Fax: +7-8162-55-7921

Moscow

Phone: +7 495-585-1276
Fax: +7 495-585-1279

SAUDI ARABIA

Phone: +966-3-341-0278
Fax: +966-3-341-7624

SINGAPORE

Phone: +65-6861-6100
Fax: +65-6861-7172

SOUTH AFRICA

Phone: +27-11-452-1550
Fax: +27-11-452-6542

SOUTH & CENTRAL

AMERICA AND THE CARIBBEAN
Phone: +55-12-2134-1201
Fax: +55-12-2134-1238

SPAIN

Phone: +34-93-652-6430
Fax: +34-93-652-6444

UNITED ARAB EMIRATES

Phone: +971-4-8991-777
Fax: +971-4-8991-778

UNITED KINGDOM

Wooburn Green
Phone: +44-1628-536300
Fax: +44-1628-536319

UNITED STATES

Massachusetts
Phone: +1-508-586-4600
Fax: +1-508-427-8971

Corpus Christi, Texas

Phone: +1-361-881-8182
Fax: +1-361-881-8246

Deer Park, Texas

Phone: +1-281-884-1000
Fax: +1-281-884-1010

Houston, Texas

Phone: +1-281-671-1640
Fax: +1-281-671-1735

California

Phone: +1-562-941-7610
Fax: +1-562-941-7810



* Maseonilan, SVI, and ValVue are registered trademarks of the General Electric Company.
Other company names and product names used in this document are the registered trademarks
or trademarks of their respective owners.

© 2011 General Electric Company. All rights reserved.

GEA19099 10/2011
[Formerly Maseonilan BW1003 07/11]